

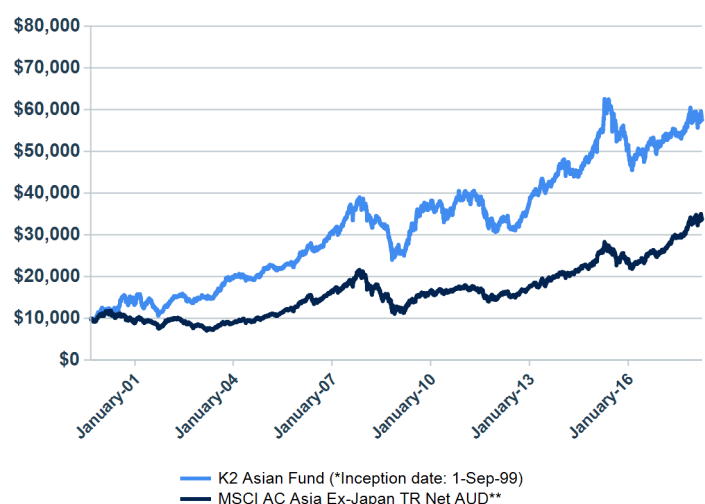


Fund Characteristics	
FUM	AUD \$39m
Portfolio Managers	Campbell Neal, Mark Newman, Nicholas Leittl, James Soutter and Tony Sutton
Strategy	Asian (excluding Japan) Equities
Objectives	Achieve attractive risk adjusted returns over the medium to long term
Number of Stocks	Up to 80 stocks
Cash	Up to 100% of portfolio
Distributions	Annually
Management Fee	1.54%
Buy/Sell	Daily Application/Redemption
Performance Fee	20.5% of the amount by which the NAV per unit exceeds the High Water Mark once the fund achieves its hurdle

Top 10 Stock Holdings	Country
AIA Group Ltd	Hong Kong
Alumina Ltd	Australia
BOC Hong Kong Holdings Ltd	Hong Kong
Broadcom Ltd	Singapore
China Construction Bank	Hong Kong
China Life Insurance	Hong Kong
DBS Group Holdings Ltd	Singapore
Galaxy Entertainment Group	Hong Kong
Ping An Insurance Group	China
Samsung Electronics Co Ltd	Korea

**Top 10 Weight: 39.3%**

### Growth of \$10,000



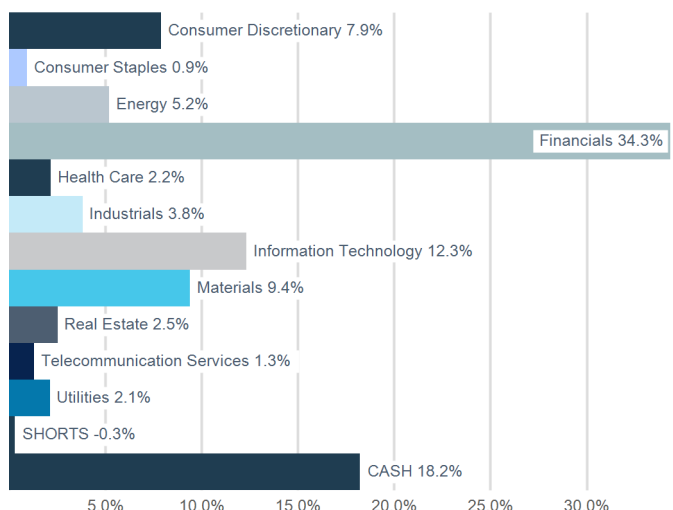
\*\*Index performance prior to the 1-Oct-2017 is the MSCI AC Asia Pacific Ex-Japan TR Net AUD.

Performance (Net of Fees)	K2 Asian Fund	MSCI AC Asia Ex-Japan TR Net AUD**
1 Month %	-1.3	0.1
3 Months %	-0.1	2.6
6 Months %	4.2	11.4
1 Year %	7.7	21.9
3 Years %pa	0.6	8.5
5 Years %pa	7.4	13.6
10 Years %pa	5.8	7.1
Inception %pa*	9.9	6.8

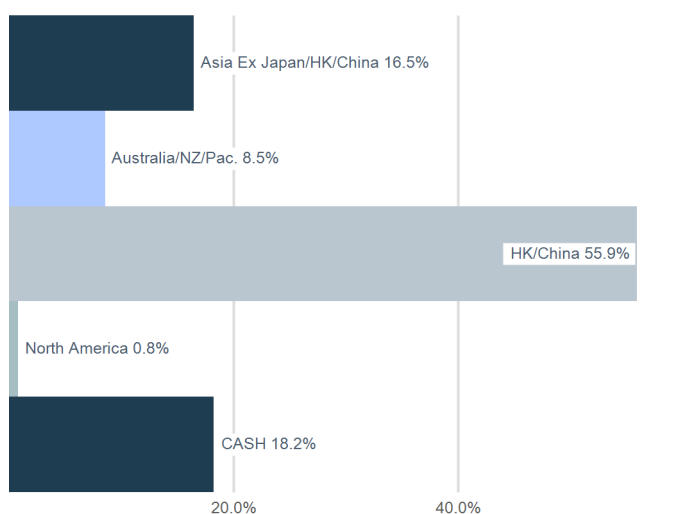
<b>Alistair Dunne</b> Head of Wholesale Distribution 0452 605 504 adunne@k2am.com.au	<b>Damian Craven</b> Head of Retail Distribution 0408 908 544 dcraven@k2am.com.au
---	--

[www.k2am.com.au](http://www.k2am.com.au)

### Sector Exposure



### Regional Exposure



DISCLAIMER: Returns are shown after fees (including performance fees) and expenses have been deducted and assume the reinvestment of income distributions. Please note that past performance is not a reliable indicator of future performance. The information contained in this document is produced by K2 Asset Management Ltd ("K2") in good faith, but does not constitute any representation or offer by K2. It is subject to change without notice, and is intended as general information only and is not complete or definitive. K2 does not accept any responsibility, and disclaims any liability whatsoever for loss caused to any party by reliance on the information in this document. A product disclosure statement or information memorandum for general information on the funds referred to in this document can be obtained at [www.k2am.com.au](http://www.k2am.com.au) or by contacting K2. You should read the product disclosure statement and consider whether the product is appropriate for you before making a decision to acquire or continue to hold an interest in the fund. Fees referred to in this document are inclusive of GST and RITC and do not include expense recoveries.